

# Totalizers mechanic

## Stroke, meter and revolution counters

### Display 7-digits, reset by key

H 400, M 400, U 400, U 401



H 400 - Stroke counter



M 400 - Meter counter



U 400 - Revolution counter

#### Features

- Stroke, meter and revolution counters
- Adding
- Display 7-digits
- Reset by key

#### Technical data - mechanical design

Number of digits	7-digits
Digit height	7 mm
Reset	Key reset by detachable key either at left or right shaft.
Ambient temperature	0...+60 °C
Housing type	Surface mount housing with mounting plate
Housing colour	Grey
Dimensions W x H x L	106 x 64 x 45 mm
Dimensions mounting plate	120 x 64 mm
Mounting	Base plate, 4 mounting holes
Weight approx.	350 g
Materials	Housing: Hostaform POM, grey Base plate: steel zinc-coated

# Totalizers mechanic

## Stroke, meter and revolution counters

### Display 7-digits, reset by key

H 400, M 400, U 400, U 401

#### Technical data - mechanical design

##### H 400

Function	Stroke counter
Display	White numbers on black
Count mode	Adding in a stroke direction to be indicated. 1 stroke = 1 count
Drive shaft	Both sides, $\varnothing 7$ mm
Stroke	$>38^\circ$ to $<60^\circ$
Stroke lever	To be positioned on shaft at will. Stroke lever relocates automatically to start position.
Stroke frequency	$\leq 500$ strokes/min
Measuring range	9 999 999

##### M 400

Function	Meter counter
Display	White numbers on black Decimal digits in red
Count mode	Adding in a rotational direction to be indicated, subtracting in reverse direction. 2 revs. = 10 counts
Drive shaft	Both sides, $\varnothing 7$ mm
Measuring speed	$<100$ m/min (measuring wheel)
Measuring accuracy	1 dm
Measuring range	999 999.9 m

##### U 400


Function	Revolution counter
Display	White numbers on black
Count mode	Adding in a rotational direction to be indicated, subtracting in reverse direction or always adding. 1 rev. = 1 count
Drive shaft	Both sides, $\varnothing 7$ mm
Operating speed	$\leq 1000$ rpm
Measuring range	9 999 999

##### U 401


Function	Revolution counter
Display	White numbers on black
Count mode	Adding in a rotational direction to be indicated, subtracting in reverse direction. 1 rev. = 1 count
Drive shaft	Centered below, $\varnothing 7$ mm
Operating speed	$\leq 1000$ rpm
Measuring range	9 999 999

#### Direction of strokes and rotation

##### H 400, M 400, U 400

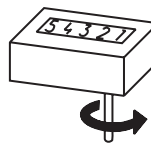


Away from user  
Sense of rotation or  
stroke direction I

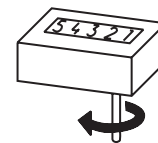


Towards user  
Sense of rotation or  
stroke direction II

##### U 401



Sense of rotation I



Sense of rotation II

#### Accessories

##### Measuring wheels for M 400

MR512.07A	Circumf. 50 cm, knurled aluminium
MR542.07D	Circumf. 50 cm, smooth Hytrel TPE-E
MR552.07A	Circumf. 50 cm, smooth Vulkollan PUR
MR562.07A	Circumf. 50 cm, knopped rubber NBR Nitril
MR592.07D	Circumf. 50 cm, grooved Hytrel TPE-E

# Totalizers mechanic

## Stroke, meter and revolution counters

### Display 7-digits, reset by key

H 400, M 400, U 400, U 401

#### Part number

#### Stroke counter

H 400. 010 A 02

##### Display / direction of stroke

- A 7-digits 9 999 999 / I
- B 7-digits 9 999 999 / II

##### Count mode / drive

- 02 1 stroke = 1 digit / drive shaft on both sides

##### Housing

- A Surface mount housing, grey

##### Reset

- 010 With detachable key

#### Revolution counter

U 400.0 0 A

##### Display / direction of rotation

- C 7-digits 9999999 / I
- D 7-digits 9999999 / II

##### Count mode / drive

- 01 1 revolution = 1 digit / drive shaft at right, always adding
- 02 1 revolution = 1 digit / drive shaft at right adding / subtracting

##### Housing

- A Surface mount housing, grey

##### Reset / count mode

- 1 With detachable key / adding  
Subtracting: only first digit down to 0 or always adding
- 2 With detachable key / adding - subtracting

#### Meter counter

M 400.0 0 03

##### Display / direction of rotation

- C 7-digits 999999.9 / I
- D 7-digits 999999.9 / II

##### Count mode / drive

- 03 2 revolutions = 10 digits = 1.0 m / drive shaft on both sides

##### Housing

- A Surface mount housing, grey
- B Surface mount housing with hinge plate

##### Reset / count mode

- 1 With detachable key / adding  
Subtracting: only first digit down to 0
- 2 With detachable key / adding - subtracting

#### Revolution counter

U 401.0 0 A 01

##### Display / direction of rotation

- A 7-digits 9 999 999 / I
- B 7-digits 9 999 999 / II

##### Count mode / drive

- 01 1 revolution = 1 digit / drive shaft at bottom

##### Housing

- A Surface mount housing, grey

##### Reset / count mode

- 1 With detachable key / adding  
Subtracting: only first digit down to 0
- 2 With detachable key / adding - subtracting

# Totalizers mechanic

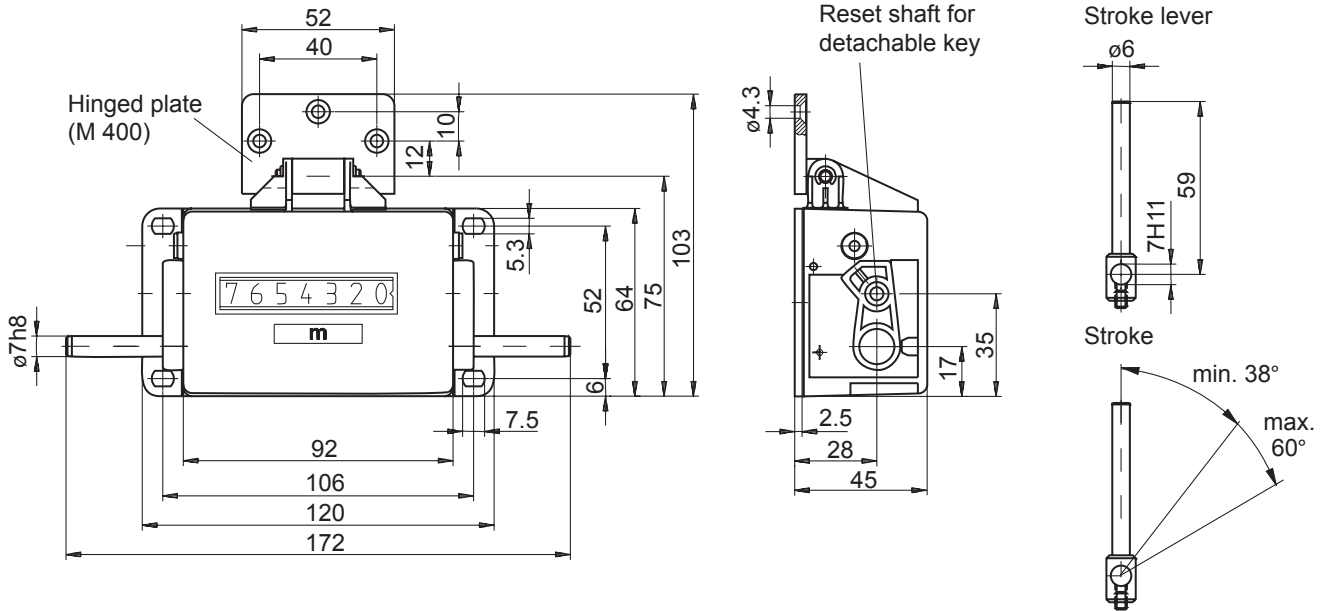
## Stroke, meter and revolution counters

### Display 7-digits, reset by key

H 400, M 400, U 400, U 401

#### Dimensions

##### H 400, M 400, U 400



##### U 401

